

APPENDIX 5

South Fulham
Parking and Vehicle Access Data

2023 ANALYSIS

Data

Data consists of a breakdown by month, from January to December. Monthly comparison to previous years available for RingGo and CEO activity/PCN issuance data

Months of interest:

- February** – PCN issuance begins for CLEAN west
- July** - Wandsworth bridge closure
- August and September** – traffic impacted by bridge closure
- October** – Wandsworth bridge reopens

RingGo and CEO activity/PCN data is focused on south of the borough zones primarily – parking zones Q QQ F W U Z R S Y

Zone analysis then broken down further by the zones in close proximity to the bridge – U Q QQ Z and R

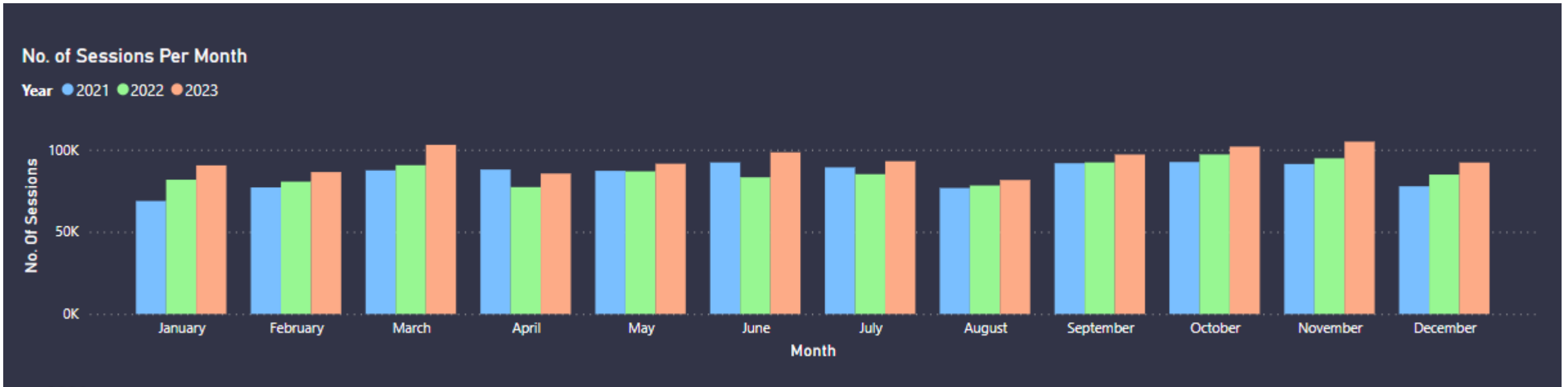
Observations

- ① **9.36%** - RingGo sessions up in the south of the borough parking zones, compared to 2022
- ① **7.36%** - RingGo sessions up in the 4 parking zones closest to the CLEAN schemes, compared to 2022
- ① **11 out of 12 months** higher number of RingGo sessions purchased when compared to 2021 and 2022 in south of borough parking zones
- ① **Higher CEO activity and Parking PCN issuance rate** compared to 2022, meaning there has been an increase in the number of vehicles parked in the area
- ① On average, businesses provided access to over **4500 business customers** through the CLEAN cameras each month
- ① Nearly **3000 visitor vehicles** are given access by Residents in the parking zones which are part of CLEAN each month, using the FOC '*access no parking*' via their Resident Visitor Permit

Parking Zone	year	January	February	March	April	May	June	July	August	September	October	November	December	Total
CPZ F	2023	16053	15092	18005	15431	15612	17096	16341	15423	17142	17542	17238	16049	197024
CPZ Q	2023	18275	17458	21568	17676	19209	21351	19310	14543	19961	21162	21664	18347	230524
CPZ QQ	2023	50	42	41	36	65	60	39	24	40	54	42	80	573
CPZ R	2023	10594	10063	12073	8979	9796	10330	9651	8467	10984	11180	11981	10652	124750
CPZ S	2023	7904	7119	7847	6733	6848	7751	7437	6944	7258	7755	8426	6738	88760
CPZ U	2023	9776	9604	11456	9259	10474	11012	9983	8584	9942	11142	11528	9745	122505
CPZ W	2023	11455	10983	12883	10964	11675	11810	11369	10552	11787	12734	12753	11419	140384
CPZ Y	2023	4648	4567	5205	4878	5845	6048	5630	4418	5563	5069	5356	4967	62194
CPZ Z	2023	9010	8824	10659	8823	9194	10117	10606	10074	11743	12369	13009	11349	125777

RingGo Data – South of Borough Total Sessions

RingGo Data – South of Borough Yearly Sessions Comparison

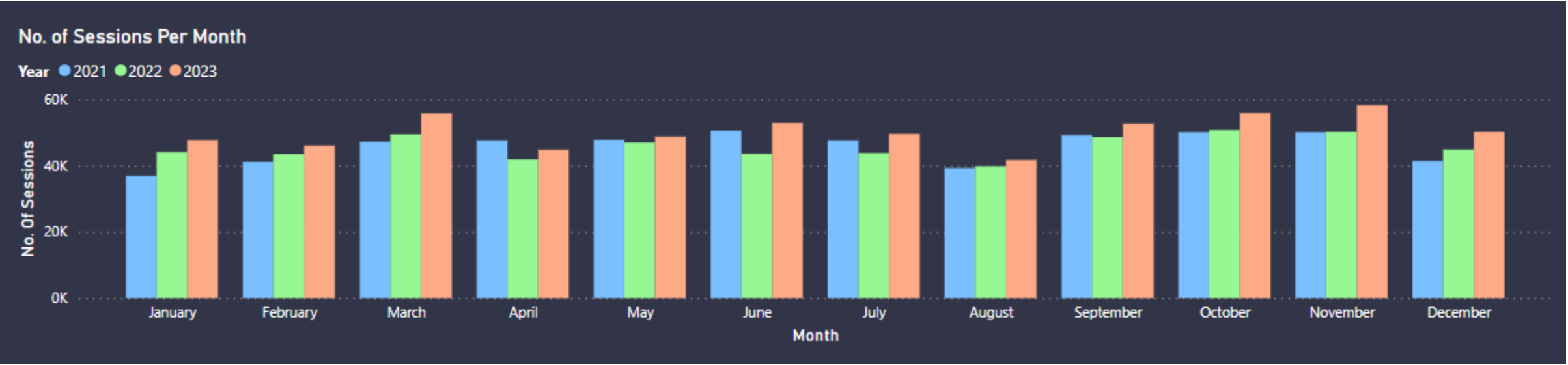


Cumulative sessions for South of the Borough zones - Q F W U Z R S Y
Corresponding months in 2021, 22 and 23

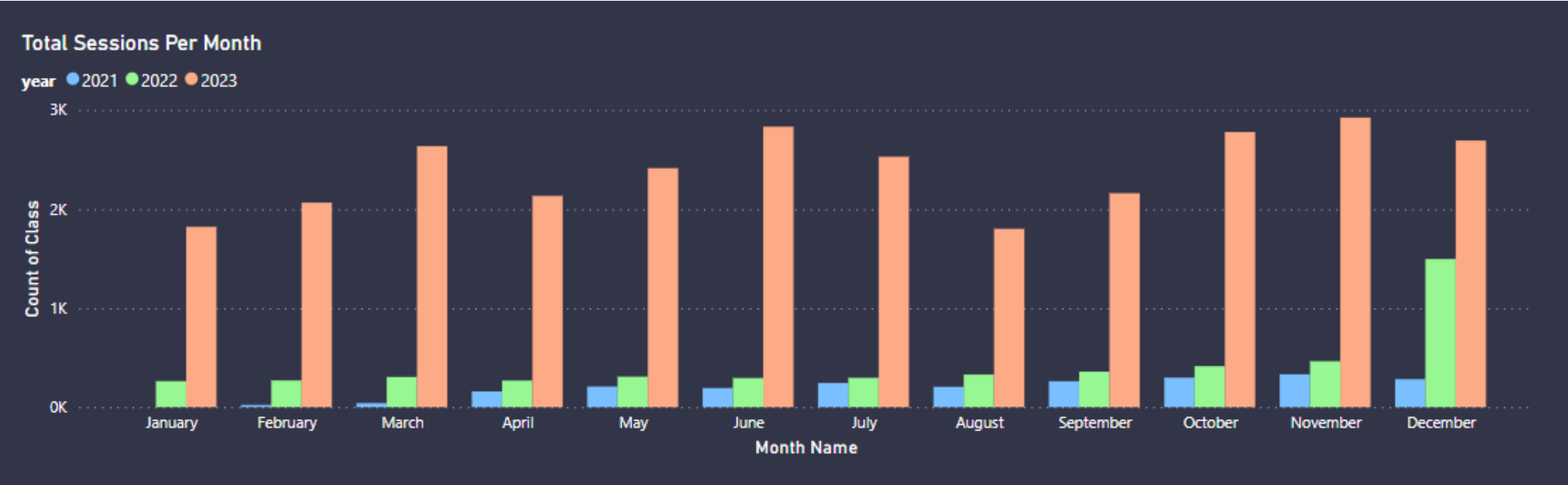
Parking Zone	year	January	February	March	April	May	June	July	August	September	October	November	December	Total
☒ CPZ Q	2023	18275	17458	21568	17676	19209	21351	19310	14543	19961	21162	21664	18347	230524
☒ CPZ QQ	2023	50	42	41	36	65	60	39	24	40	54	42	80	573
☒ CPZ R	2023	10594	10063	12073	8979	9796	10330	9651	8467	10984	11180	11981	10652	124750
☒ CPZ U	2023	9776	9604	11456	9259	10474	11012	9983	8584	9942	11142	11528	9745	122505
☒ CPZ Z	2023	9010	8824	10659	8823	9194	10117	10606	10074	11743	12369	13009	11349	125777

RingGo Data – Total Sessions
CLEAN Zones only

RingGo Data – Sessions CLEAN Zones Only Yearly Comparison



Parking Zone	January	February	March	April	May	June	July	August	September	October	November	December	Total
CPZ Q	767	906	1181	941	1037	1278	1070	742	921	1224	1258	1824	13149
CPZ R	85	95	148	99	140	173	131	90	110	199	243	231	1744
CPZ U	313	379	435	434	471	491	441	293	392	503	530	639	5321
CPZ Z	919	977	1217	1087	1281	1377	1427	1210	1358	1564	1689	1777	15883
Total	2084	2357	2981	2561	2929	3319	3069	2335	2781	3490	3720	4471	36097

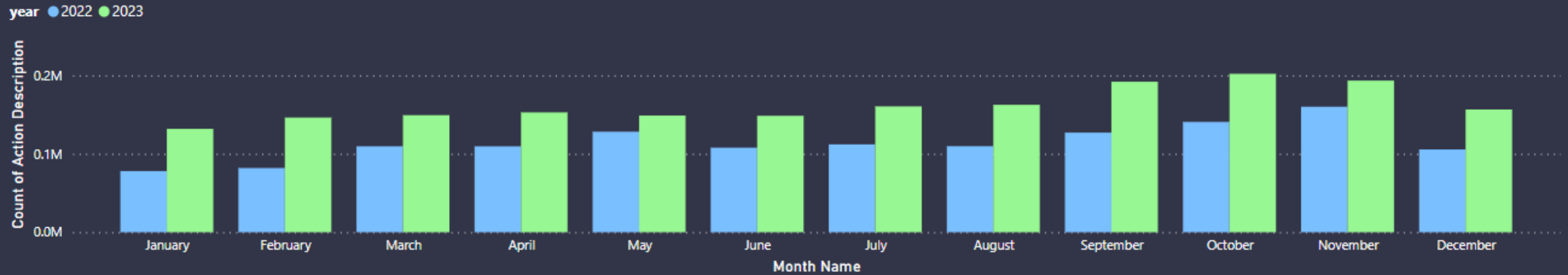


Resident Visitor Permit – CLEAN Access

VRM's Entered By Month

year	January	February	March	April	May	June	July	August	September	October	November	December	Total
2022	77972	81861	109587	109566	128181	107813	112062	109753	127028	140639	160059	105564	1370085
2023	131849	146221	149265	152822	148795	148515	160500	162490	191945	202049	193356	156517	1944324
Total	209821	228082	258852	262388	276976	256328	272562	272243	318973	342688	353415	262081	3314409

VRM's Entered By Month

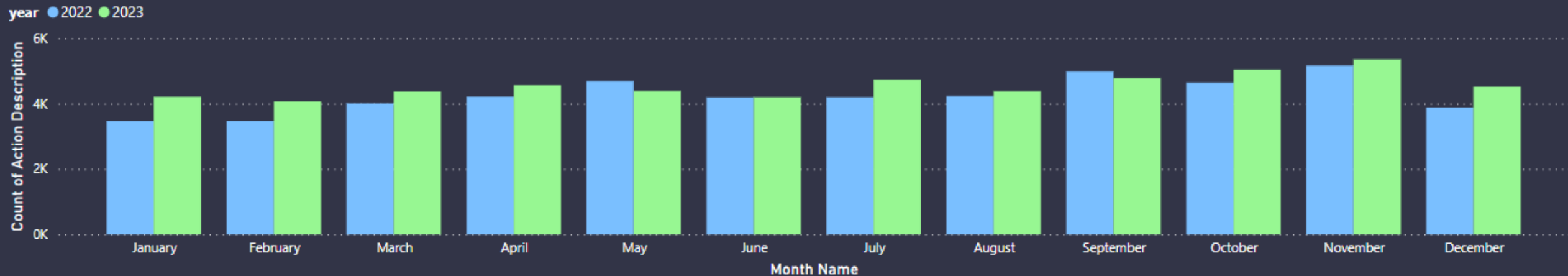


CEO Activity - VRMs Checked
South of Borough Yearly Comparison

PCN's Issued Per Month

year	January	February	March	April	May	June	July	August	September	October	November	December	Total
2022	3465	3466	4005	4209	4686	4185	4191	4226	4982	4635	5167	3879	51096
2023	4205	4065	4364	4561	4381	4191	4731	4373	4775	5036	5346	4513	54541
Total	7670	7531	8369	8770	9067	8376	8922	8599	9757	9671	10513	8392	105637

Issued Notice By Month



CEO Activity – Total Parking PCNs Issued South of the Borough Yearly Comparison

**TOTAL LIVE BVAP
PERMITS**

123

**TOTAL TABLETS
PROVIDED**

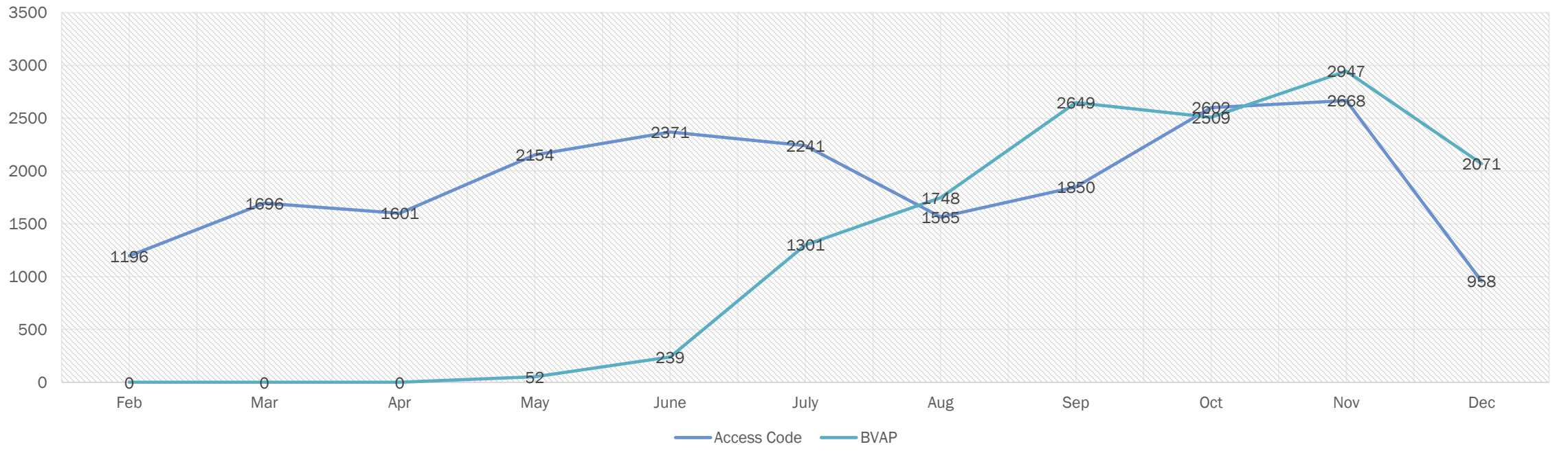
47

Business Visitor Access
Permit

BVAP/RingGo business access sessions – by month

Month/ Solution	Feb	Mar	Apr	May	June	July	Aug	Sep	Oct	Nov	Dec
Access Code	1196	1696	1601	2154	2371	2241	1565	1850	2602	2668	958
BVAP	0	0	0	52	239	1301	1748	2649	2509	2947	2071
Total	1196	1696	1601	2206	2610	3542	3313	4499	5111	5615	3029

CLEAN access sessions



CLEAN business access sessions cont.